

# Vikas Wsp Ltd

**Vikas Wsp Ltd | BSE Code: 519307 | Market Data as on Date: 11 June 2014**

Current Price (Rs)	20.20	Market Cap (Rs. Crores)	277.55	Book Value (Rs)	103.08
52 Week High (Rs)	29.70	Shares Outstanding	13,74,39,600	P/B Ratio	0.20
52 Week Low (Rs)	12.49	Beta - Sensex	0.37	Earnings Per Share (Rs)	0.22
Face Value per Share (Rs)	1.00	Dividend Yield (%)	4.95	P/E Ratio	91.82

## Company Info:

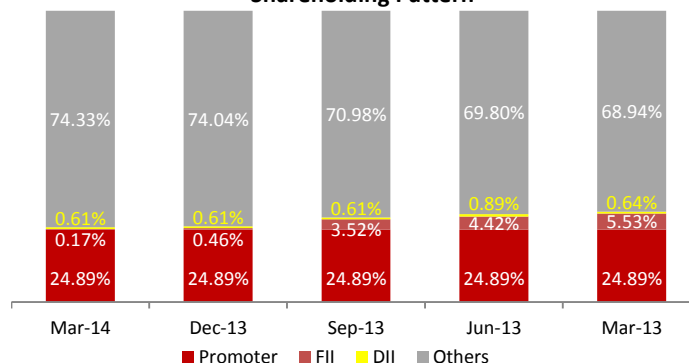
Vikas WSP Limited is engaged in manufacturing of Guar derivatives and Guar Polymers. The Company is a guar gum powder (GGP) manufacturer, supplying to sectors of the food industry with a range of products. The Company also offers guar gum for technical applications, such as pet food, oil drilling and fracturing, textile printing and paper making. The Company has per annum production capacity of all grades guar gum powder is 46200 metric tons. The product manufactured by the Company is also used in the food production as thickening and binding agent.

## Peer Comparison

	Vikas WSP	BASF India	Solar Inds
Sales	276.79	1,068.71	278.09
PAT	31.35	6.56	22.39
Equity	13.74	43.29	18.10
EPS	2.28	1.52	12.37
OPM	18.49	3.31	11.22
NPM	11.33	0.61	8.05

\* Peers are grouped according to sector and market cap

## Shareholding Pattern



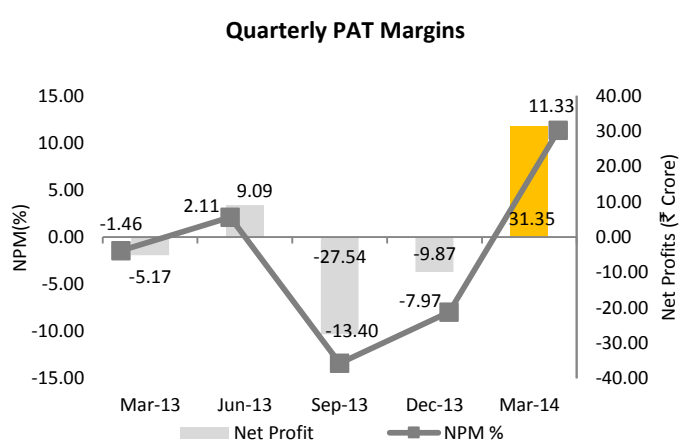
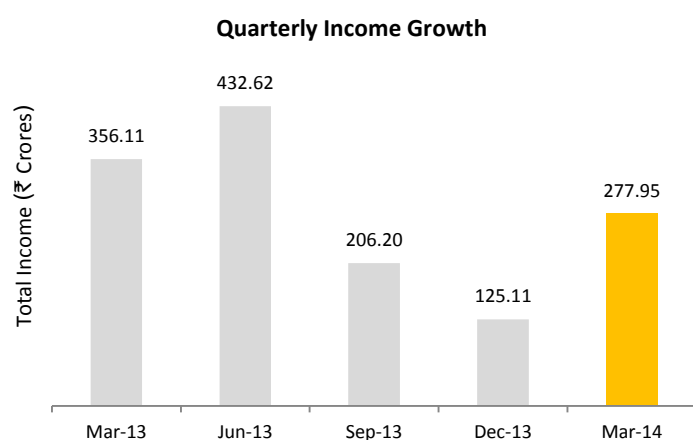
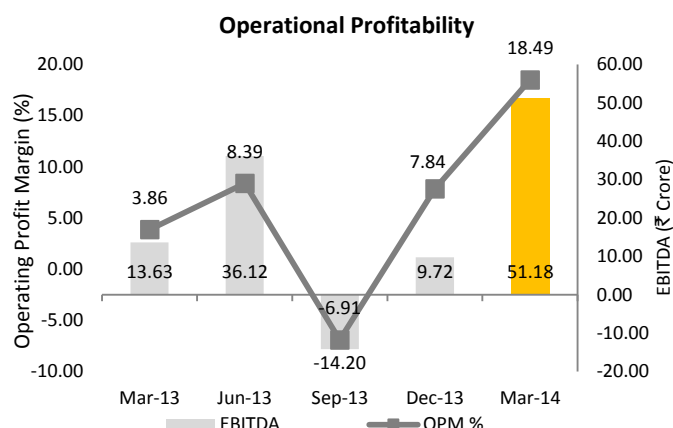
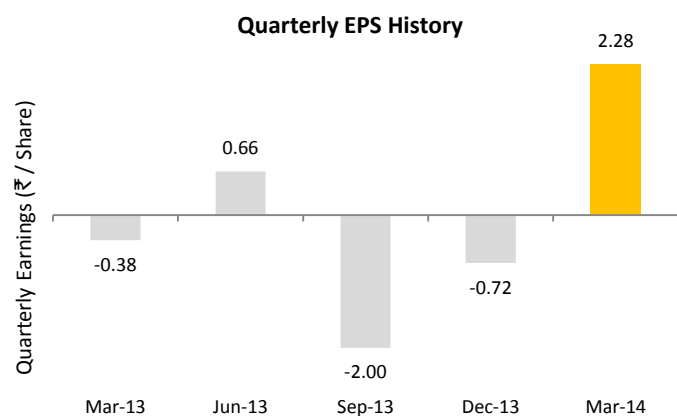
## Quarterly Review - Mar 14:

The company has recorded revenues of Rs 276.79 Crores during the current quarter as against Rs 353.51 Crores for the corresponding quarter last year. EBITDA margins for the current quarter increased to 18.49% in Mar quarter this year as compared to 3.86% in the same quarter previous year. The Profit after Tax (PAT) for current quarter stood at Rs 31.35 Crores.

## Quarterly Results:

### Income Statement

	Figures in Rs Crores							
	Mar-14	% of (1)	Mar-13	% of (1)	Dec-13	% of (1)	Sep-13	% of (1)
Revenue	276.79		353.51		123.87		205.47	
Total Income	277.95		356.11		125.11		206.20	
Expenditure	(226.77)	-81.93%	(342.48)	-96.88%	(115.39)	-93.15%	(220.40)	-107.27%
Interest	(9.20)	-3.32%	(6.70)	-1.90%	(7.74)	-6.25%	(6.68)	-3.25%
PBDT	41.98	15.17%	6.93	1.96%	1.98	1.60%	(20.88)	-10.16%
PBIDT	51.18	18.49%	13.63	3.86%	9.72	7.85%	(14.20)	-6.91%
Depreciation	(11.30)	-4.08%	(11.29)	-3.19%	(11.55)	-9.32%	(11.56)	-5.63%
PBT	30.68	11.08%	(4.36)	-1.23%	(9.57)	-7.73%	(32.43)	-15.78%
Tax	0.67	0.24%	(0.81)	-0.23%	(0.30)	-0.24%	4.90	2.38%
Net Profit	31.35	11.33%	(5.17)	-1.46%	(9.87)	-7.97%	(27.54)	-13.40%

**Quarter on Quarter Changes:**


**DISCLOSURE:** THIS REPORT HAS BEEN SPONSORED BY BSE - INVESTOR PROTECTION FUND TRUST

**DISCLAIMER:** While SES Pvt. Ltd. has made every effort and has exercised due skill, care and diligence in compiling this report based on publicly available information, it neither guarantees its accuracy, completeness or usefulness, nor assumes any liability whatsoever for any consequence from its use. This report does not have any approval, express or implied, from any authority, nor is it required to have such approval. The users are strongly advised to exercise due diligence while using this report. This report in no manner constitutes an offer, solicitation or advice to buy or sell securities, nor solicits votes or proxies on behalf of any party. SES has no financial liability whatsoever, to the subscribers / users of this report. The report is released in India and SES has ensured that it is in accordance with Indian laws. Person resident outside India shall ensure that laws in their country are not violated while using this report; SES shall not be responsible for any such violation. This report should not be reproduced or redistributed or communicated directly or indirectly in any form to any other person - especially outside India or published or copied in whole or in part, for any purpose.

**ABOUT SES:** Stakeholders' Empowerment Services is a not for profit initiative of like-minded people with a vision to achieve a corporate governance state where all stakeholders are treated in just and fair manner. We believe that this journey can be possible only with active participation of all stakeholders. For more information please contact SES at +91 22 4022 0322, or via e-mail: [info@sesgovernance.com](mailto:info@sesgovernance.com)

Corporate Governance Research | Corporate Governance Score | Proxy Advisory | Stakeholders' Education